

Brighton Legal Walk 2023 Route:

1. Facing with your back to the Court, turn left and head towards George Street.



2. Turn right into George Street and carry on until the end of the road.




3. Turn left at the end of George St into St James St



4. Keep going in a straight road through St James St, Bristol Road and St George's Road. The road naturally loops but keep heading straight (see below)



5. Continue straight until you see the fork roads. Turn left here



6. Then head straight across onto Chesham road




7. Continue straight on Chesham Road, onto Rock Street and then turn left at the end of the road.



8. Go to the end of the road and turn right



9. Then use the first right to turn into Sussex Square.



10. Continue down Sussex Square and Lewes Crescent until you reach the end of the road. Turn right after you go through the two black pillars onto Kings Cliff.




11. Continue up the Parade for 2.5km until you reach the roundabout by Sealife.




12. Bear left to progress on the sea-side of the road until you see the drop down onto the promenade.



13. Head down onto the seafront promenade



14. Continue along the promenade for 2km until you reach the Hove beach huts. You turn up this path on the right by the tennis courts by the huts. The next page shows a close up of this.



15. This is what the turning looks like. Head up here and turn right at the end of the road.



16. This is what your road will look like. Keep going straight on Kingsway until you see a crossing.



17. Use a crossing on Kingsway to walk on the left hand side of the road. Your next turning will be Third Avenue on your left.



18. Turn left into Third Avenue and keep going until the end of the road.



19. Cross the road and Hove Town Hall is in front of you.



20. The entrance to the Citizens Advice office will be through these doors

